

CHISON

Value Beyond Imaging



Full Screen Display Mode

ECO1

Premium Design, Surprising Price



WWW.CHISON.COM

User-friendly and Modern Design

12 inch rotatable LED monitor (0~30°) with different viewing angles

Vehicle Power Charger

One key to quickly save

Anti-water keyboard Cover

DICOM 3.0 (option), USB

ECO1


Premium Design, Surprising Price

Ultra-compact

Clips for quickly recall (CINE, Still images)

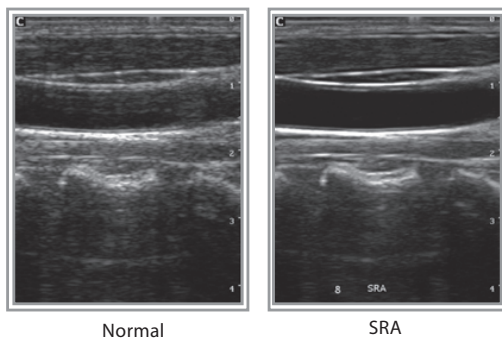
Carrying case (BG-100): go anywhere you want

Support PC Printer



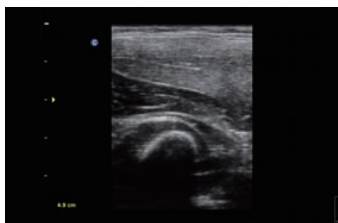
Advanced Technologies

Speckle Reduction Algorithm(SRA)



SRA is the technique that uses a variety of denoising algorithm to suppress speckle, smooth the tissue images, and make the faint edge more appearing.

Great image quality



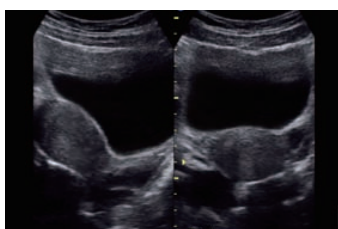
Elbow Joint, B Mode



Fetal Hand, B Mode



Fetal Head, B Mode



Uterus, 2B Mode



Follicle, B Mode



Kidney, B Mode



Convex C3-A



Linear L7M-A




Linear L7S-A



Micro-Convex MC3-A



Transvaginal V6-A



Micro-Convex MC6-A

CHISON MEDICAL IMAGING CO., LTD.

Sales & Service Contact Address:

No. 9 Xin Hui Huan Road, New District, Wuxi, Jiang Su Province, China214028

TEL: 0086-510-85310593 / 85310937 FAX: 0086-510-85310726 EMAIL: export@chison.com.cn

Click the link below to follow us:



We reserve the right to make changes to this catalogue without prior notice.
Please contact us or your local dealer for the latest information.
*Please refer to the user manual for details.

E-ECO1 170217